



# Parent Guide to Google Classroom

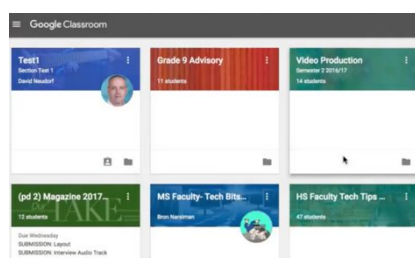
Google Classroom is an online platform where teachers can send your children work when away from school.

## Accessing Google Classroom

Students can access Google Classroom using the mobile apps (Android and iOS), or via the web by visiting <http://classroom.google.com>

Children then log on using their school username and password. This is on their Login Information Sheet.

Once students have logged in, they will see the class overview page. From here they can see all of the classes they are registered with and a summary of any work due.

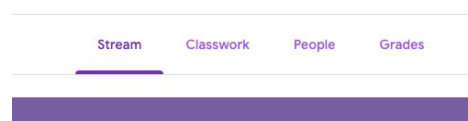


Clicking on a class will open that Classroom.

## Accessing resources

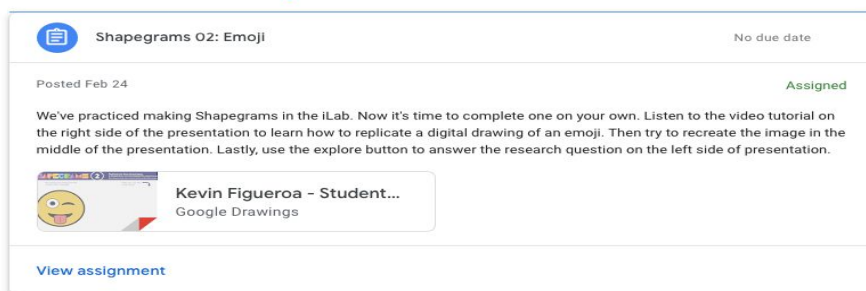
Clicking on a class will show the assignments.

The details of an assignment will be shown by clicking on the **Classwork** heading.



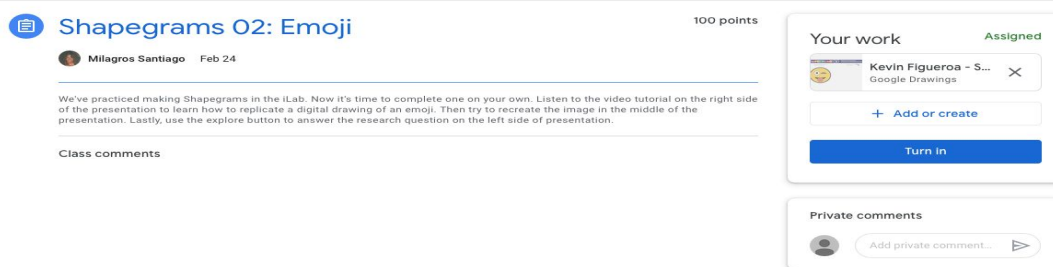
Students can then read the instructions and see any files attached to the assignment.

The simplest way to complete the work online is to click on the assignment to open the attachment and complete it. Or they can complete it on a Doc/Slide and attach it back to the document.



## Submitting work online

When you are finished, click on the **TURN IN** button. Alternatively, the work can be completed in books or on paper and handed in physically. Or complete work on Docs or Word and email it back to a teacher.



Teachers will detail how and when they would like the work returned in the task description